



Australian Consortium for Classification Development

ICD-10-AM/ACHI/ACS Eleventh Edition Overview

Filippa Pretty & Belinda Miguel

National Centre for Classification in Health



NCCH
PO Box 170
Lidcombe NSW 1825
Australia
t: +61 2 9351 9772
f: +61 2 9351 9603
e: enquiries@accd.net.au
w: accd.net.au



Australian Consortium for Classification Development

ICD-10-AM/ACHI/ACS

Introduction to Eleventh Edition



Implementation is

1st July 2019!

The revisions made to Eleventh Edition are a result of:

- Queries
- Public submissions
- Mandatory updates to ICD by the World Health Organization (WHO), Medicare Benefits Schedule (MBS) and the Australian Dental Association (ADA)
- ACCD

3



Changes to:

- ACS 0002 *Additional diagnoses*
- ACS 0010 *Clinical documentation and general abstraction guidelines*

4



Some of the key changes that will be discussed are:

- Obstetrics
- Wound Management
- Decreased Consciousness
- Nontraumatic Haematoma
- Ear Nose Mouth and Throat
- Neoplasms
- Ophthalmology
- Lymph Nodes
- Allergens

5



	New	Invalidated / Deleted	Updated
ICD-10-AM	74	6	118
ACHI	148	141	28
ACS	0	21	88

6



Obstetrics

7



Obstetrics

Amendments were made to blocks:

- **[1268]** Abdominal hysterectomy
- **[1269]** Vaginal hysterectomy



8



Obstetrics

1268

Abdominal hysterectomy

Note: *Subtotal hysterectomy* – involves removal of the uterus leaving the cervix attached to the vagina

Total hysterectomy – involves removal of the uterus, including the cervix

Radical hysterectomy – involves removal of the uterus including the cervix, upper 1–2 centimetres of vagina and parametrial tissue

Code also when performed:

- debulking of uterus (35658-00 [1270])
- radical excision of pelvic lymph nodes (96245-05 [806])
- removal of adnexa (fallopian tube, ovarian cyst, ovary (bilateral) (unilateral)) – see Alphabetic Index

1269

Vaginal hysterectomy

Code also when performed:

- debulking of uterus (35658-00 [1270])
- radical excision of pelvic lymph nodes (96245-05 [806])
- removal of adnexa (fallopian tube, ovarian cyst, ovary (bilateral) (unilateral)) – see Alphabetic Index

9



SCENARIO:

Diagnosis: *Cancer of the uterus*
(Serous cystadenocarcinoma)

Op Report: *Pelvic adhesiolysis, en bloc hysterectomy,*
bilateral salpingo-oophorectomy, GA

Pathology: *Serous cystadenocarcinoma*

10



ASSIGN CODES:

C55 *Malignant neoplasm of uterus, part unspecified*

M8441/3 *Serous cystadenocarcinoma NOS*

N73.6 *Female pelvic peritoneal adhesions*

35653-01 [1268] *Total abdominal hysterectomy*

35717-04 [1252] *Salpingo-oophorectomy, bilateral*

30378-00 [986] *Division of abdominal adhesions*

92514-99 [1910] *General anaesthesia ASA 99*

11



Obstetrics

Conditions related to **postpartum haemorrhage** have been separated out to allow assignment of postpartum haemorrhage as well as the underlying cause

072 Third-stage and postpartum haemorrhage

072.0 Third-stage haemorrhage
Excessive haemorrhage during the third stage of labour (ie after delivery of infant but before delivery of placenta)

Code also, if applicable:

- adherent placenta NOS (O73.0)
- atonic uterus (O62.2)
- morbidly adherent placenta (O43.2)
- retained placenta (O73.0)

072.1 Other immediate postpartum haemorrhage

Postpartum haemorrhage:

• < 24 hours following delivery of placenta

• NOS

Code also, if applicable:

- atonic uterus (O62.2)
- retained portions of placenta or membranes (O73.1)

072.2 Delayed and secondary postpartum haemorrhage

Postpartum haemorrhage > 24 hours following delivery of placenta

Code also retained portions of placenta or membranes (O73.1), if applicable

12



Obstetrics

- O73** Retained placenta and membranes
- O73.0 Retained placenta
[Adherent placenta NOS](#)
Code also [third-stage haemorrhage \(O72.0\)](#), if applicable.
[Excludes: morbidly adherent placenta \(O43.2\)](#)
- O73.1 Retained portions of placenta and membranes
Retained products of conception following delivery
[Code also postpartum haemorrhage \(O72.1, O72.2\)](#), if applicable

13



SCENARIO:

A 33 year old female had a spontaneous vertex delivery complicated by haemorrhage immediately following delivery of the placenta. The patient was taken to theatre and 5 units of oxytocin was administered by slow release intravenous injection.

Operation report states “boggy uterus – small amounts of placental tissue removed by D&C under GA”. The patient also received a transfusion of blood (coagulation factors).

14



ASSIGN CODES:

O80	<i>Single spontaneous delivery</i>
O72.1	<i>Other immediate postpartum haemorrhage</i>
O62.2	<i>Atonic uterus</i>
O73.1	<i>Retained portions of placenta or membranes</i>
Z37.0	<i>Single live birth</i>
90467-00 [1336]	<i>Spontaneous vertex delivery</i>
16564-00 [1345]	<i>Postpartum evacuation of uterus by dilation and curettage</i>
92061-00 [1893]	<i>Administration of coagulation factors</i>
92514-99 [1910]	<i>General anaesthesia ASA 99</i>

15



Obstetrics

90477-01 [1343] *Assisted vertex delivery*

ICD-10-AM CODE	ACHI DELIVERY CODE
083 <i>Other assisted delivery</i>	90470-01 [1339] <i>Assisted breech delivery</i> 90470-03 [1339] <i>Breech extraction</i> 90477-01 [1343] <i>Assisted vertex delivery</i>

NOTE: This code should be assigned together with an assisted delivery code from O82, O83 or O84

16



SCENARIO:

A 28 year old female is admitted for spontaneous onset of labour at 39 weeks. Vacuum delivery was attempted but failed, followed by a vaginal delivery of a healthy infant.

17



ASSIGN CODES:

O83 *Other assisted single delivery*

O66.5 *Failed application of vacuum extractor and
forceps, unspecified*

Z37.0 *Single live birth*

90477-01 [1343] *Assisted vertex delivery*

90469-01 [1343] *Failed vacuum assisted delivery*

18



REFER TO:

- 080 – 084 *Delivery Codes*
 - **ACS 1505** *Delivery and Assisted Delivery Code*
- ✓ Delivery **complete** only after expulsion of placenta
 - ✓ Once **assistance procedures** are performed, the delivery is no longer considered spontaneous
 - ✓ For multiple births assign method of delivery for each infant if the methods are **different**



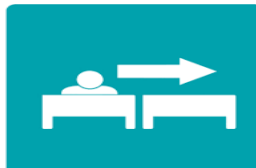
19



Obstetrics

NEW code O47.2 *Labour without delivery*

- Assign O60.0 *Preterm labour without delivery* (at < 37 completed weeks)
- Assign O47.2 *Labour without delivery* (at >= 37 completed weeks)



20



Abortion

ACS **1544** *Complications following pregnancy with abortive outcome* has been revised to refine:

- ✓ Complication/s with abortion
- ✓ Complication/s following abortion
- ✓ Complications from ectopic pregnancy
- ✓ Admission for retained products of conception

21



Abortion

90462-01 **[1330]** *Termination of pregnancy
[abortion procedure] NEC*

1330 Antepartum application, insertion or removal procedures

90461-00 Intra-amniotic injection

▽ 1511

Injection for termination of pregnancy of:

- prostaglandin
- saline

Intra-amniotic injection for [termination of pregnancy \(abortion\) using:](#)

- [prostaglandin](#)
- [saline](#)

[90462-01](#) [Termination of pregnancy \[abortion procedure\], not elsewhere classified](#)

▽ 1511

[Administration of pharmacological agent to induce abortion](#)

[Includes:](#) administration [\[oral\]](#) (suppository) of:

- [misoprostol](#)
- [prostaglandin](#)

[Excludes:](#) [intra-amniotic injection \(90461-00 \[1330\]\)](#)
[that with induction of labour \(90465 \[1334\]\)](#)

22



SCENARIO:

A 20 year old female was admitted at 13 weeks gestation for oral administration of misoprostol for termination of the pregnancy. The patient was discharged later in the day following completion of the abortion, without adverse effect.

23



ASSIGN CODES:

- O04.9 *Medical abortion, complete or unspecified, without complication*
- O09.1 *Duration of pregnancy 5-13 completed weeks*
- 90462-01 **[1330]** *Termination of pregnancy [abortion procedure] NEC*

24



Wound Management

25



Wound Management

New codes at block **[1600]** *Dressing of burn*

- 30010-01 [1600] *Dressing of burn*
- 90686-02 [1600] *Vacuum dressing of burn*

New codes at block **[1601]** *Wound management*

- 90686-03 [1601] *Vacuum dressing*
- 96255-00 [1601] *Wound management NEC*



26



Wound Management

- The terminology of **excisional** and **non excisional** has been removed from debridement code titles
- Codes at blocks **[1627]** *Debridement of burn* and **[1628]** *Other debridement of skin and subcutaneous tissue* were revised
- ACS **1203** *Debridement* has been deleted



27



Wound Management

New Codes:

CODE	DESCRIPTION
30010-01 [1600]	<i>Dressing of burn</i>
90686-02 [1600]	<i>Vacuum dressing of burn</i>
90686-03 [1601]	<i>Vacuum dressing</i>
96255-00 [1601]	<i>Wound management, not elsewhere classified</i>
30017-02 [1627]	<i>Debridement of burn</i>
90665-01 [1628]	<i>Debridement of skin and subcutaneous tissue, not elsewhere classified</i>

28



SCENARIO:

A 34 year old male was admitted for treatment of multiple abrasions sustained to the left side lower leg and forearm, following a fall from a motorbike.

Patient underwent surgical debridement of all abrasions under GA. The procedure was uneventful and the patient was discharged home on day 3.

29



ASSIGN CODES:

S50.81	<i>Abrasion of forearm</i>
S80.81	<i>Abrasion of lower leg</i>
V28.49	<i>Motorcycle rider injured in noncollision transport accident, driver, traffic accident, unspecified motorcycle</i>
Y92.49	<i>Unspecified public highway, street or road</i>
U73.9	<i>Unspecified activity</i>
90665-01 [1628]	<i>Debridement of skin and subcutaneous tissue, not elsewhere classified (x2)</i>
92514-99 [1910]	<i>General anaesthesia ASA 99</i>

30



SCENARIO:

A 75 year old female was admitted for treatment of partial thickness burns to both upper legs (thighs), following an accident at home involving contact with boiling water. The wounds on both legs were surgically debrided under GA and dressings applied. BSA on burns chart was recorded as 8%.

31



ASSIGN CODES:

- T24.2 *Partial thickness [blisters, epidermal loss] burn of hip and lower limb, except ankle and foot*
- T31.00 *Burns involving less than 10% of body surface, with less than 10 % or unspecified full thickness burns*
- X12 *Contact with hot fluid NEC*
- Y92.09 *Other and unspecified place in home*
- U73.9 *Unspecified activity*

- 30017-02 **[1627]** *Debridement of burn (x2)*
- 92514-99 **[1910]** *General anaesthesia, ASA 99*

32



Decreased Consciousness

33



Decreased Consciousness

- The clinical concept **Decreased Consciousness** has been added to the Tabular List and Alphabetic Index.
- The term is classifiable to R40.0 *Somnolence*.



34



- R40.0 Somnolence
[Decreased \(level of\) consciousness \(nontraumatic\)](#)
Drowsiness
[GCS score 13–15](#)
[GCS level unspecified](#)
- R40.1 Stupor
[GCS score 9–12](#)
Semicoma
Excludes: [due to trauma \(S06.0-\)](#)
stupor:
• catatonic (F20.2)
• depressive (F31–F33)
• dissociative (F44.2)
• manic (F30.2)
- R40.2 Coma
[GCS score ≤ 8](#)
[Loss of consciousness \(nontraumatic\) NOS](#)
Unconsciousness NOS
Excludes: [coma:](#)
• [diabetic \(E10–E14\)](#)
• [hepatic \(K72.-\)](#)
• [hypoglycaemic \(nondiabetic\) \(E15\)](#)
• [neonatal \(P91.5\)](#)
• [that with any head injury classifiable to Chapter 19 \(S06.01–S06.05\)](#)
• [uraemic \(N19\)](#)
[syncope \(R55\)](#)

35



SCENARIO:

A 56 year old female was attended to at her home by paramedics, following a suicide attempt via ingestion of medications with alcohol.

She was found unconscious with an empty bottle of wine in hand and 2 strips of oxycodone. She had a GCS score of 3. BSL and BP/HR were normal. She was discharged with a GCS score of 14.

36



ASSIGN CODES:

- T40.2 *Poisoning by other opioids*
- X62 *Intentional self harm with oxycodone,
paracetamol and codeine*
- T51.0 *Toxic effect of alcohol, ethanol*
- X65 *Intentional self-poisoning by and exposure
to alcohol*
- R40.2 *Coma*
- Y92.09 *Other and unspecified place in home*
- U73.8 *Other specified activity*

37



Nontraumatic Haematoma

38



Nontraumatic Haematoma

Nontraumatic haematoma was previously classified to a Chapter 19 (injury) code, now it is classified as a nontraumatic condition

Haematoma (skin surface intact) (traumatic) (*see also Contusion*) T14.08

- mediastinum S27.88
- mesosalpinx (nontraumatic) ~~N83.7~~ [S37.88](#)
- - [nontraumatic N83.7](#)
- - ~~traumatic S37.88~~
- muscle — ~~code as~~ [see also Contusion](#)/by site
- - [nontraumatic M79.8](#)
- nontraumatic, ~~due to circulating anticoagulants (heparin) (warfarin)~~ D68.3
- [see also Haematoma/by site/nontraumatic](#)
- - [due to circulating anticoagulants \(heparin\) \(warfarin\)](#) D68.3
- - [skin and subcutaneous tissue L98.8](#)
- - [soft tissue M79.8](#)

39



Nontraumatic haematoma

L98 Other disorders of skin and subcutaneous tissue not elsewhere classified

L98.8 Other specified disorders of skin and subcutaneous tissue

[▽ 1916](#) [Nontraumatic haematoma of skin and subcutaneous tissue](#)

[Use additional external cause code \(Chapter 20\) to identify drug, if drug-induced](#)

M79 Other soft tissue disorders not elsewhere classified

See site code

Excludes: soft tissue pain, psychogenic (F45.4)

M79.8 Other specified soft tissue disorders

[▽ 1916](#) [Nontraumatic haematoma of soft tissue](#)

[0-9]

[Use additional external cause code \(Chapter 20\) to identify drug, if drug-induced](#)

40



SCENARIO:

A 76 year old female is admitted with a haematoma of the rectus sheath secondary to prednisolone use.

41



ASSIGN CODES:

M79.88	<i>Other specified soft tissue disorders, other site</i>
Y42.0	<i>Glucocorticoids and synthetic analogues, causing adverse effects in therapeutic use</i>
Y92.23	<i>Place of occurrence, health service area, not specified as this facility</i>

42



Ear Nose Mouth and Throat & Hearing Devices

43



Ear Nose Mouth & Throat

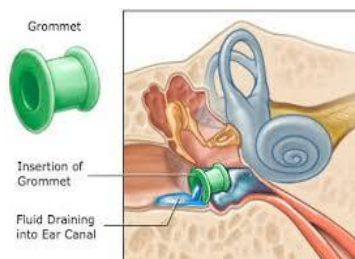


New Z code for **removal of grommets!**

Z45.83 Adjustment and management of myringotomy tube

...
Removal (from) (of)

- ...
- device
- - contraceptive (intrauterine) (IUCD) Z30.5
- - drug delivery or pump (CADD) (external) (implantable spinal) Z45.1
- - fixation (internal) Z47.0
- - - external Z47.8
- - infusion or pump (external) (implantable spinal) Z45.1
- - [myringotomy tube \(grommet\) Z45.83](#)
- - traction Z47.8
- - [tympanostomy tube \(grommet\) Z45.83](#)
- - vascular access (infusion port) (Port-A-Cath) (reservoir) Z45.2
- dialysis catheter Z49.0



44



SCENARIO:

A 9-year-old girl was admitted for removal of bilateral grommets. This was performed successfully, under general anaesthesia and she was discharged home same day.

45



ASSIGN CODES:

Z45.83	<i>Adjustment and management of myringotomy tube</i>
41632-05 [308]	<i>Removal of myringotomy tube, bilateral</i>
92514-99 [1910]	<i>General anaesthesia, ASA 99</i>

46



REFER TO:

Z45.8 Adjustment and management of other implanted devices

- ⚙️ Z45.82 Adjustment and management of peritoneal access device
Adjustment and management of implanted peritoneal port-catheter

Excludes: that for:

- dialysis (Z49.0)
- pharmacotherapy for neoplasm (Z51.1)

⚙️ Z45.83 Adjustment and management of myringotomy tube

- ⚙️ Z45.89 Adjustment and management of other implanted devices

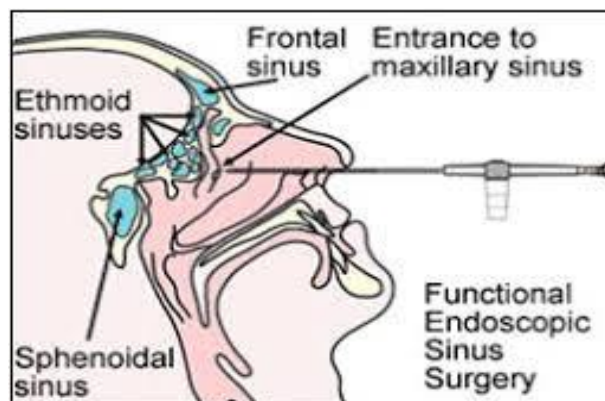
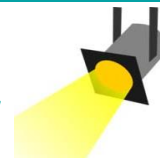
Excludes: that for pharmacotherapy for neoplasm (Z51.1)

- Z45.9 Adjustment and management of unspecified implanted device

47



SPOTLIGHT ON Functional Endoscopic Sinus Surgery



48



FESS

389

Other procedures on nasal sinuses

[V 0807](#)

41716-04 Other intranasal procedures on maxillary antrum

[Excludes: that with functional endoscopic sinus surgery \[FESS\] – omit code](#)

41752-00 Other intranasal procedure on sphenoidal sinus

[Excludes: that with functional endoscopic sinus surgery \[FESS\] – omit code](#)

41737-00 Other intranasal procedures on frontal sinus

[Excludes: that with functional endoscopic sinus surgery \[FESS\] – omit code](#)

41737-01 Other intranasal procedures on ethmoidal sinus

[Excludes: that with functional endoscopic sinus surgery \[FESS\] – omit code](#)

41749-00 External procedure on ethmoidal sinus

[Excludes: that with functional endoscopic sinus surgery \[FESS\] – omit code](#)

96257-01 Functional endoscopic sinus surgery [FESS]

49



SCENARIO:

A 45 year old female with history of chronic sinusitis underwent a FESS procedure (under GA). The following procedures were documented on the operation report:

- *Bilateral ethmoidectomy*
- *Bilateral intranasal antrostomy*
- *Bilateral turbinoplasty*
- *Septoplasty*

50



ASSIGN CODES:

J32.9 *Chronic sinusitis, unspecified*

96257-01 **[389]** *Functional Endoscopic Sinus Surgery (FESS)*

41689-05 **[376]** *Turbinoplasty, bilateral*

41671-02 **[379]** *Septoplasty*

92514-99 **[1910]** *General anaesthesia, ASA 99*

REFER TO:

ACS **0807** *Functional Endoscopic Sinus Surgery (FESS)*

51

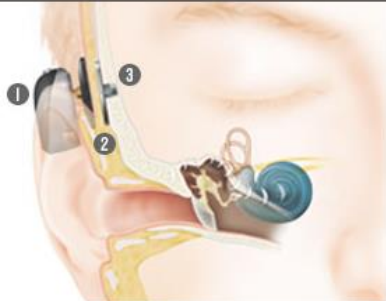


SPOTLIGHT ON:








Bone Anchored Hearing Devices (BAHA)



Baha Attract System



Cochlear™ Baha® Attract System

Implants	SP Magnets	Sound processors
 BIM400	 SP Magnet Generation 1 Strengths 1–6	 Baha 3 Generation™
 BES00 3 mm, 4 mm	 SP Magnet Generation 2 Strengths 1–6	 Baha 4 Generation™
		 Baha 5 Generation™

Cochlear™ images used with permission from Cochlear™

52



HEARING DEVICES

- Chapter 4 block changes to *application, insertion & removal of mastoid and temporal bone*:

Block No.	Block Name
320	Other procedures on ossicles of ear
321	Application, insertion or removal procedures on mastoid or temporal bone
322	Incision procedures on mastoid or temporal bone
...	
328	Other procedures on mastoid or temporal bone
329	Application, insertion or removal procedures on inner ear
330	Incision procedures on inner ear
331	Excision procedures on inner ear
332	Repair procedures on inner ear
333	Other procedures on inner ear
<u>334</u>	<u>Implanted hearing prostheses</u>
370	Examination procedures on nose

53



HEARING DEVICES

- New Block **[334]** *Implanted hearing prostheses* with codes for:
 - ✓ Implantation, adjustment and removal of **cochlear implants**
 - ✓ Implantation, adjustment and removal of **Bone Anchored Hearing Aids (BAHA)**
 - ✓ Implantation and adjustment of **other** hearing devices

54



Neoplasms

55



Neoplasms



ORAL pharmacotherapy
for neoplasms is now coded!



56



Neoplasms

- N90.3 Dysplasia of vulva, unspecified
[Vulval intraepithelial neoplasia \(VIN\):](#)
• [pagetoid type](#)
• [unclassified type](#)

[Use additional code \(B97.7\) to identify HPV \(human papillomavirus\), if applicable](#)

[Excludes:](#) [benign neoplasm of vulva \(D28.0\)](#)
[carcinoma in situ of vulva \(D07.1\)](#)
- D07.1 Vulva

[High grade squamous \(cell\) intraepithelial lesion \[HSIL\]](#)
[Vulvar intraepithelial neoplasia \[VIN\], grade II or III, with or without mention of severe dysplasia](#)

[Use additional code \(B97.7\) to identify HPV \(human papillomavirus\), if applicable](#)

[Excludes:](#) [benign neoplasm of vulva \(D28.0\)](#)
[dysplasia of vulva NOS \(N90.3\)](#)

57



SCENARIO:

A 23 year old female is admitted for suspicious lesion of vulva. Biopsy result reveals a high grade squamous (cell) intraepithelial lesion (HSIL), associated with HPV.

58



ASSIGN CODES:

D07.1 *Carcinoma in situ of vulva*

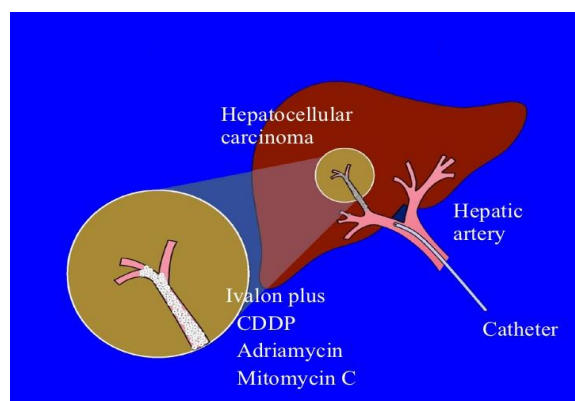
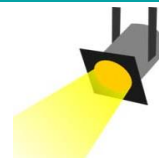
B97.7 *Papillomavirus as the cause of diseases classified to other chapters*

M8077/2 *Squamous intraepithelial neoplasia, high grade*

59



SPOTLIGHT ON: Transarterial Chemoembolisation (TACE)



60

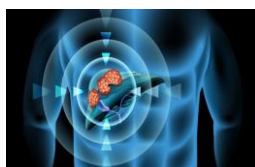


Neoplasms

Transarterial chemoembolisation (**TACE**) of liver has been added to the Alphabetic Index

Assign:

- 35321-05 **[768]** *Transcatheter embolisation of blood vessels, abdomen*
- 35317-02 **[741]** *Peripheral arterial or venous catheterisation with administration of other therapeutic agent*



61



SCENARIO:

A 65 year old man was admitted for transarterial chemoembolisation (TACE) following a diagnosis of hepatocellular carcinoma. Therapeutic embolisation was performed with mixed lipiodol (20 mL) and doxorubicin (40 mg), followed by gelfoam pieces and cephalosporin at both hepatic arteries.

62



ASSIGN CODES:

C22.0	<i>Liver cell carcinoma</i>
M8170/3	<i>Hepatocellular carcinoma</i>
35321-05 [768]	<i>Transcatheter embolisation of blood vessels, abdomen</i>
35317-02 [741]	<i>Peripheral arterial or venous catheterisation with administration of other therapeutic agent</i>

63



Ophthalmology

64



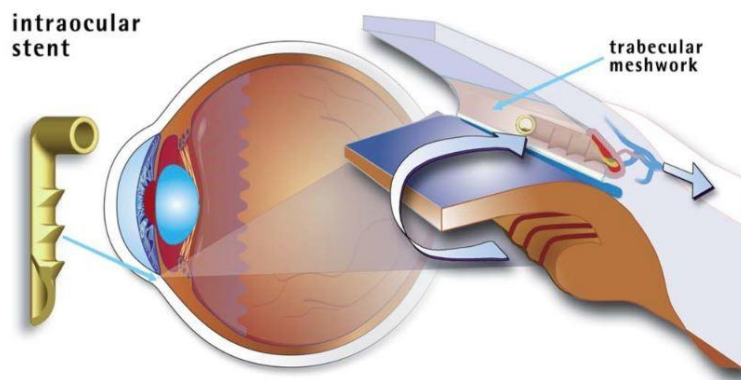
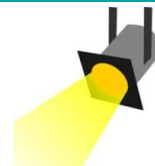
Ophthalmology

ACHI Chapter 3 – blocks [221] to [256]

- Inclusion of new clinical concepts from MBS
- Removal of:
 - laterality
 - diagnostic concepts from code and block titles
 - anatomical descriptors
- Consistency with classification of destruction procedures



SPOTLIGHT ON iStent



Ref <http://melbourneeyecentre.com.au/prod/wp-content/uploads/2015/02/istent-in-treb-meshwork.jpg>



Ophthalmology

New ACHI codes


[42705-00](#) [Extraction of crystalline lens with implantation of trans-trabecular drainage device](#)

[Extraction of crystalline lens with implantation of microstents](#)

Note: [Performed for glaucoma in conjunction with cataract surgery](#)



SPOTLIGHT ON Iris Hooks





Ophthalmology

ACHI Chapter 3

Tabular List

200 Extraction of crystalline lens

Includes: [insertion of iris hooks](#)

Code also when performed:

- insertion of intraocular lens (see block [193])



Ophthalmology

ACHI Chapter 3 – blocks [221] to [256]

234 Graft to eyelid

Includes: [Gore-tex graft](#)
[hard palate graft](#)
[scleral graft](#)
[skin graft](#)

42860-00 Graft to upper eyelid, with recession of lid retractors, ~~1 eye~~

~~42860-01 Graft to upper eyelid, with recession of lid retractors, both eyes~~

42860-02 Graft to lower eyelid, with recession of lid retractors, ~~1 eye~~

~~42860-03 Graft to lower eyelid, with recession of lid retractors, both eyes~~



Ophthalmology

ACHI Chapter 3 – blocks [221] to [256]

238 Procedures for correction of trichiasis

~~42587-04—Correction of trichiasis by electrolysis, 1 eye~~

~~42587-05—Correction of trichiasis by electrolysis, both eyes~~

[96246-00](#) [Destruction procedures on eyelash follicle](#)

Includes: [that by:](#)

- [cryotherapy](#)
- [electrolysis](#)
- [laser](#)



Ophthalmology

ACHI Chapter 3 – blocks [221] to [256]

245 Destruction procedures on lacrimal system

~~42622-00 Occlusion of lacrimal punctum by cautery~~

~~*Includes:* diathermy~~

[96249-03](#) [Destruction procedures on lacrimal punctum](#)

Includes: [occlusion of lacrimal punctum by:](#)

- [cauterisation](#)
- [diathermy](#)



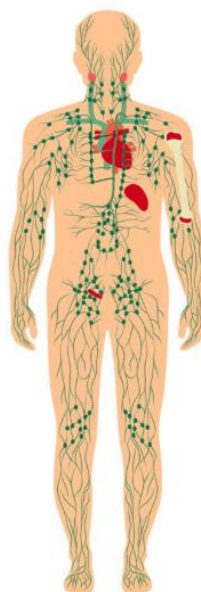
Lymph Nodes

73



Lymph nodes

- Eleventh Edition changes – ACHI Chapter 9
- Creation of generic codes in blocks **[805]** and **[806]**



74



Lymph nodes

- Revision of blocks **[805]** and **[806]**:

96242-XX *Biopsy of lymphatic structure*
96243-XX *Sentinel lymph node biopsy*
96244-XX *Excision of lymphatic structure*
96245-XX *Radical excision of lymphatic structure*

- Deletion of blocks **[807]** to **[811]**



-00	Head region	-05	Pelvic
-01	Neck/cervical		Iliac
	Apical nodes [supraclavicular]		Sacral
	Level I-VI	-06	Inguinal
	Scalene		Groin
-02	Axillary		Inguinofemoral
	Subscapular	-07	Extremity
-03	Intrathoracic		Brachial
	Diaphragmatic		Femoral
	Mediastinal		Popliteal
	Para-aortic [located above the diaphragm]		Tibial
	Parasternal [internal mammary]	-08	Other and unspecified lymphatic sites
	Tracheobronchial		
-04	Intra-abdominal		
	Abdominal		
	Para-aortic [located below the diaphragm]		
	Mesenteric		
	Retroperitoneal		



Australian Consortium for Classification Development

SCENARIO:

Diagnosis: Abdominal pain - ?lymphadenopathy

Procedure: Biopsy of retroperitoneal lymph node under sedation

Histopathology: Lymph node – localised lymphadenopathy



Australian Consortium for Classification Development

ASSIGN CODES:

R59.0 *Localised enlarged lymph nodes*

96242-04 **[805]** *Biopsy of lymphatic structure, intra-abdominal*

92515-99 **[1910]** *Sedation, ASA 99*



SCENARIO:

Diagnosis: Right breast cancer with metastatic axillary lymph nodes

Procedure: Right breast wide local excision, sentinel node biopsy, axillary dissection (level III), GA

Histopathology: Invasive ductal carcinoma NOS, all 12 lymph nodes (including sentinel) contain metastatic carcinoma



ASSIGN CODES:

C50.9 *Malignant neoplasm of breast, unspecified*

M8500/3 *Infiltrating duct carcinoma NOS*

C77.3 *Secondary malignant neoplasm of axillary and upper limb nodes*

M8500/6 *Infiltrating duct carcinoma NOS, metastatic*



ASSIGN CODES:

31500-00 [1744]	<i>Excision of lesion of breast</i>
96245-02 [806]	<i>Radical excision of lymphatic structure, axillary</i>
96243-02 [805]	<i>Sentinel lymph node biopsy, axillary</i>
92514-99 [1910]	<i>General anaesthesia, ASA 99</i>



REFER TO:

806 Excision procedures on lymphatic structure

96245-XX Radical excision of lymphatic structure

Complete clearance of all nodes

Radical dissection of lymph nodes

Resection of lymph nodes down to muscle and fascia

Code also when performed:

• sentinel lymph node biopsy or excision (96243 [805])



SCENARIO:

Diagnosis: Right ovarian cancer

Procedure: BSO, pelvic lymph node dissection, staging laparotomy with omentectomy, GA (ASA 99)

Histopathology: Bilateral ovarian serous papillary adenocarcinoma, right iliac and pelvic lymph node – no metastases



ASSIGN CODES:

C56 *Malignant neoplasm of ovary*

M8460/3 *Papillary serous cystadenocarcinoma*

35717-04 **[1252]** *Salpingo-oophorectomy, bilateral*

96244-05 **[806]** *Excision of lymphatic structure, pelvic*

96189-00 **[989]** *Omentectomy*

92514-99 **[1910]** *General anaesthesia, ASA 99*



Allergens

85



Allergens

Code title changes

- T78.0 [Anaphylaxis and](#) anaphylactic shock due to adverse food reaction
▼ 2115
- T78.2 [Anaphylaxis and](#) anaphylactic shock, unspecified
|
- T80.5 [Anaphylaxis and](#) anaphylactic shock due to serum
- T88.6 [Anaphylaxis and](#) anaphylactic shock due to adverse effect of correct drug or medicament properly administered

86



Allergens

✳ **Y37** [Exposure to or contact with allergens](#)

✳ **Y37.0** [Allergy to fruit, grains, nuts, seeds and vegetables](#)

✳ Y37.00 [Allergy to fruit and vegetables, unspecified](#)

✳ Y37.01 [Allergy to tree nuts](#)

✳ Y37.02 [Allergy to legumes \[ground nuts\]](#)

✳ Y37.03 [Allergy to nuts, not elsewhere classified](#)

✳ Y37.04 [Allergy to sesame seed \(oil\)](#)

✳ Y37.05 [Allergy to seeds, not elsewhere classified](#)

✳ Y37.06 [Allergy to berries](#)



87



Allergens

✳ Y37.07 [Allergy to grains containing gluten](#)

✳ Y37.08 [Allergy to grains, not elsewhere classified](#)

✳ Y37.09 [Allergy to other fruits and vegetables](#)

✳ **Y37.1** [Allergy to natural flora, not elsewhere classified](#)

Excludes: fruit, grains, nuts, seeds and vegetables (Y37.0-)

✳ Y37.10 [Allergy to natural flora, unspecified](#)

✳ Y37.11 [Allergy to pollen](#)

✳ Y37.12 [Allergy to moulds](#)

✳ Y37.19 [Allergy to other natural flora](#)



88



SCENARIO:

This 21 year old patient was brought to the Emergency Department via ambulance with anaphylaxis after eating a sushi roll containing crab meat (known allergy to crabs). His symptoms – eye swelling, rash, wheeze, severe vomiting and AKI resolved after IM adrenaline and IV fluids.

89



ASSIGN CODES:

- T78.0 *Anaphylaxis and anaphylactic shock due to adverse food*
- Y37.21 *Allergy to shellfish, crustaceans*
- Y92.9 *Unspecified place of occurrence*
- U73.2 *While resting, sleeping, eating or engaging in other vital activities*
- N17.9 *Acute kidney failure, unspecified*



SCENARIO:

This 4 year old patient presented to the Emergency Department from home with swelling of the face, lips, tongue, throat and urticaria following ingestion of strawberries. Diagnosed with allergic angioedema. IM adrenaline administered and patient observed for four hours.

91



ASSIGN CODES:

- T78.3 *Angioneurotic oedema*
- Y37.06 *Allergy to berries*
- Y92.09 *Place of Occurrence, other and unspecified place in home*
- U73.2 *While resting, sleeping, eating or engaging in other vital activities*





For your chance to win....

Complete the quiz

Come and see us at the NCCH booth and drop the quiz into the drop box by 5pm today



95



96